

# 网络摄像机 简介

XND-A9084RV/XND-A8084RV  
XNV-A9084R/XNV-A8084R  
XNO-A9084R/XNO-A8084R



## Important

Please check 'Manuals' from our website, before connecting to the Supply,  
<https://www.hanwhavision.com/en/download-data/>

## Warranty

Please check "Product warranty information" from our website.  
<https://www.hanwhavision.com/en/support/warranty/>

Videos processed by surveillance equipment cannot be accessed arbitrarily by the manufacturer.

We recommend to use the officially compatible VMS version or latest Hanwha NVR version when integrating with VMS or Hanwha NVR.



Hanwha Vision cares for the environment at all product manufacturing stages, and is taking measures to provide customers with more environmentally friendly products.

The Eco mark represents Hanwha Vision's devotion to creating environmentally friendly products, and indicates that the product satisfies the EU RoHS Directive.



### Correct Disposal of This Product (Waste Electrical & Electronic Equipment)

(Applicable in the European Union and other European countries with separate collection systems)

This marking on the product, accessories or literature indicates that the product and its electronic accessories (e.g. charger, headset, USB cable) should not be disposed of with other household waste at the end of their working life. To prevent possible harm to the environment or human health from uncontrolled waste disposal, please separate these items from other types of waste and recycle them responsibly to promote the sustainable reuse of material resources.

Household users should contact either the retailer where they purchased this product, or their local government office, for details of where and how they can take these items for environmentally safe recycling.

Business users should contact their supplier and check the terms and conditions of the purchase contract.

This product and its electronic accessories should not be mixed with other commercial wastes for disposal.



### Correct disposal of batteries in this product

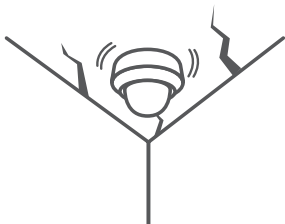
(Applicable in the European Union and other European countries with separate battery return systems.)

This marking on the battery, manual or packaging indicates that the batteries in this product should not be disposed of with other household waste at the end of their working life. Where marked, the chemical symbols Hg, Cd or Pb indicate that the battery contains mercury, cadmium or lead above the reference levels in EC Directive 2006/66. If batteries are not properly disposed of, these substances can cause harm to human health or the environment.

To protect natural resources and to promote material reuse, please separate batteries from other types of waste and recycle them through your local, free battery return system.

## SAFETY INFORMATION

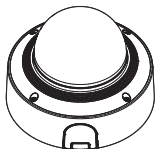
---



**圆顶摄像机/半球摄像机**

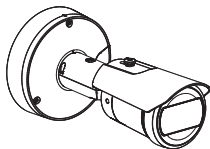
XND-A9084RV/XND-A8084RV

XNV-A9084R/XNV-A8084R



**子弹型摄像机**

XNO-A9084R/XNO-A8084R



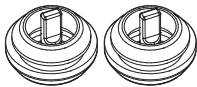
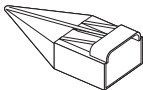
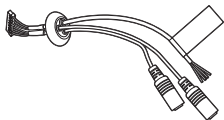

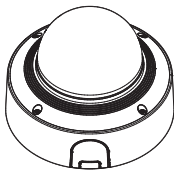


## COMPONENT

---

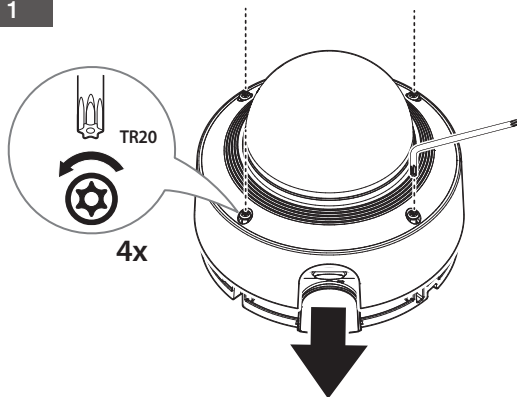
配件因销售国家/地区而异。

- XND-A9084RV/XND-A8084RV/XNV-A9084R/XNV-A8084R

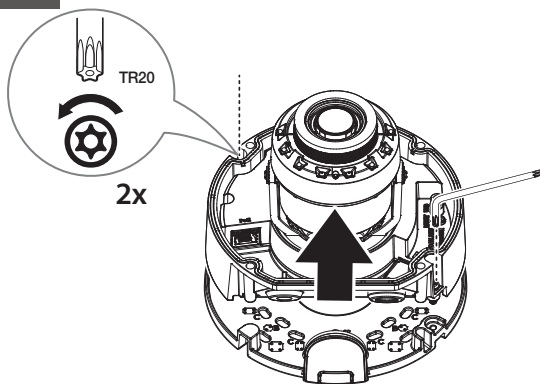


# INSTALLATION

1



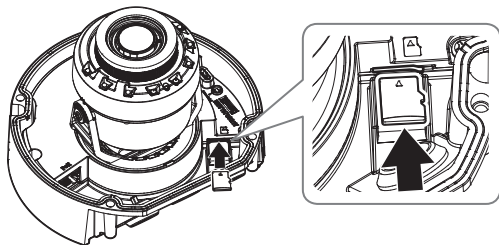
2



## INSTALLATION

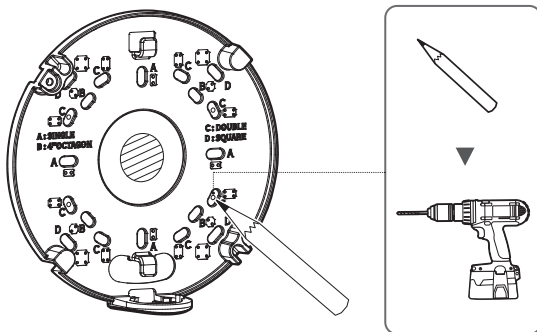
3

• 未包括 : Micro SD 卡



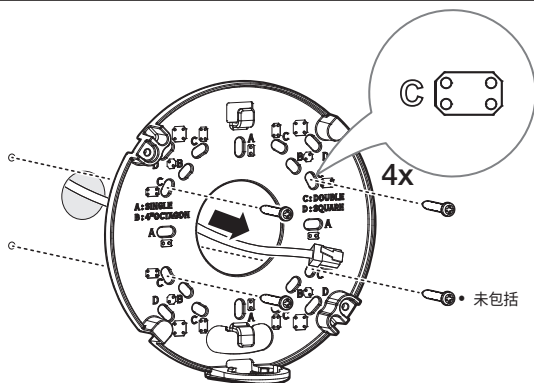
4-1

• 安装于墙/天花板

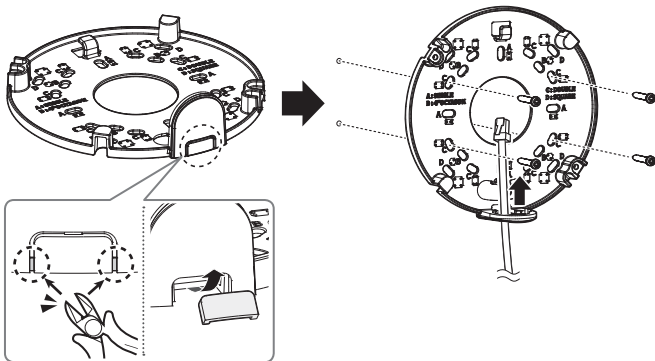


# INSTALLATION

## 4-2



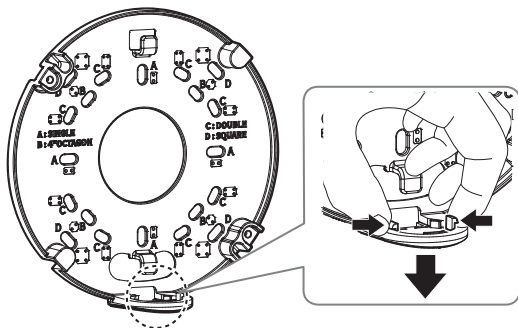
## 4-3 • 从侧面连接电缆时



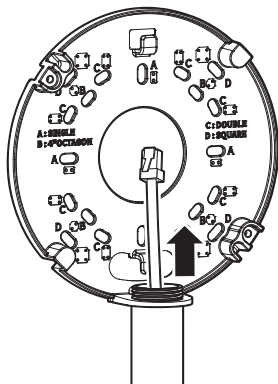
## INSTALLATION

5-1

- 连接导管进行安装



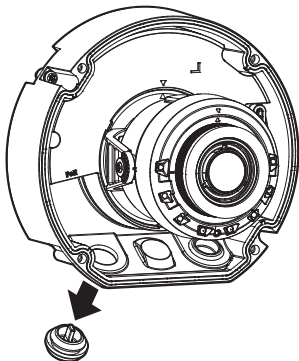
5-2



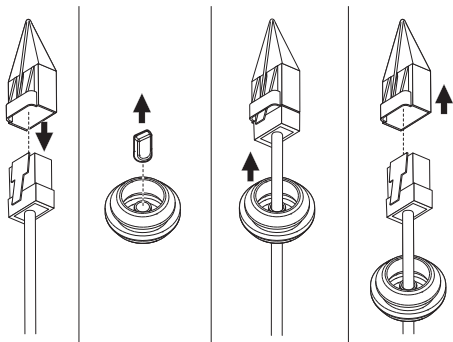
## INSTALLATION

6-1

- 安装网线(XNV-A9084R/XNV-A8084R: IP66/IP67)

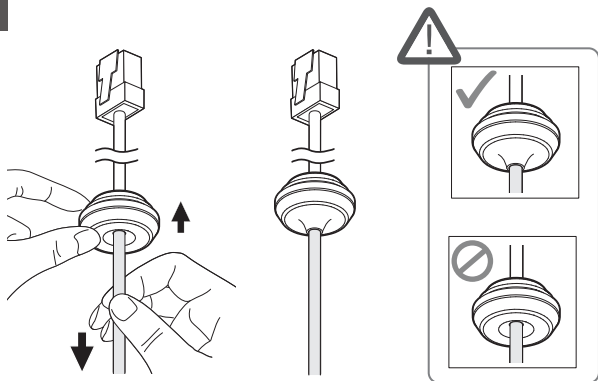


6-2

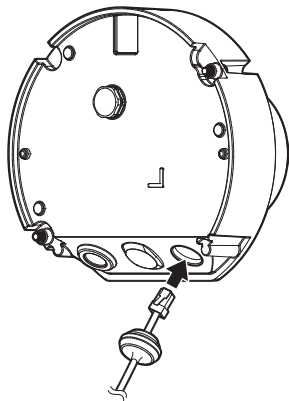


## INSTALLATION

6-3

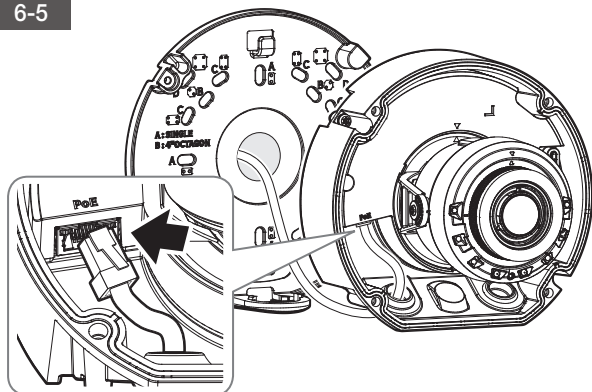


6-4

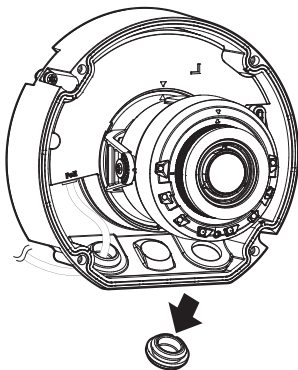


## INSTALLATION

6-5



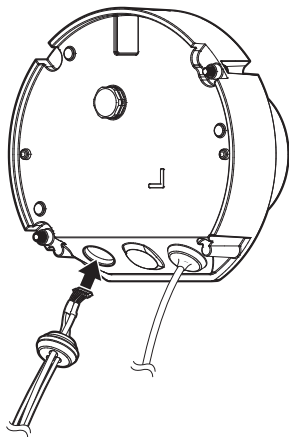
7-1 • 安装音频/警报电缆



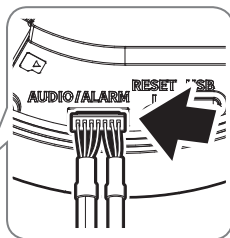
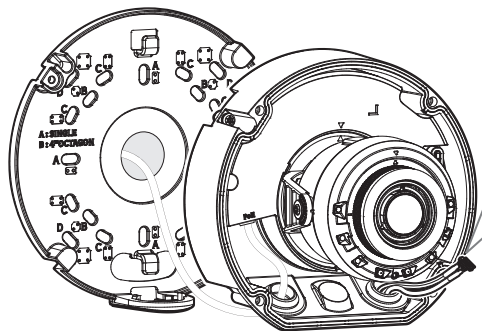


## INSTALLATION

7-2

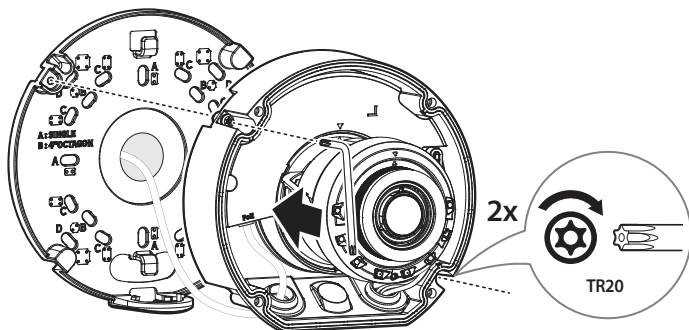


7-3



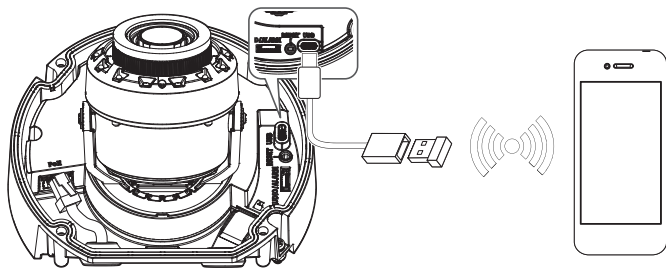
## INSTALLATION

8



9

• 未包括：WiFi 接收器、OTG 适配器

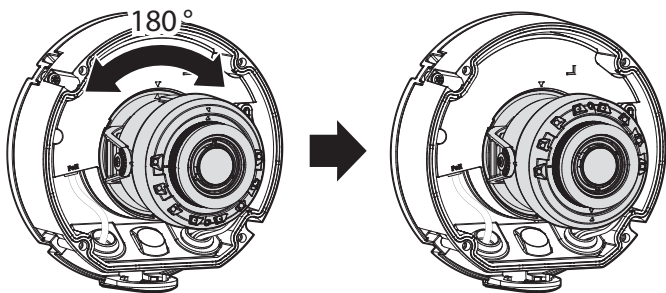




## INSTALLATION




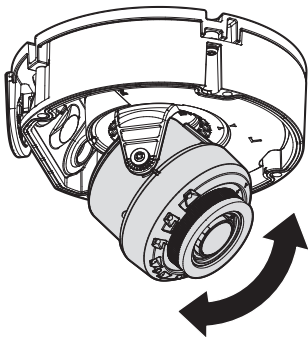
- 在墙面安装时



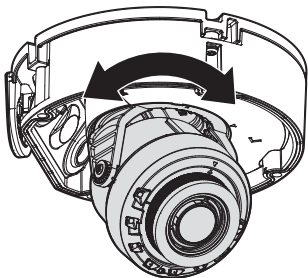
## INSTALLATION

11-1

• 在天花板安装时

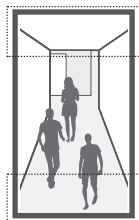
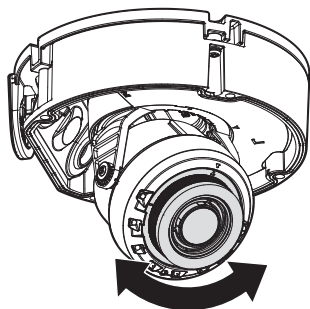


11-2

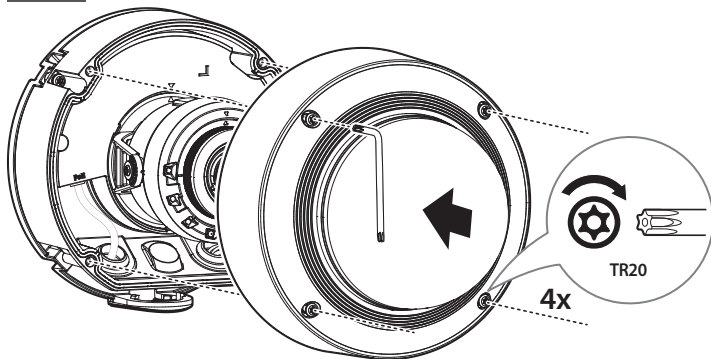


## INSTALLATION

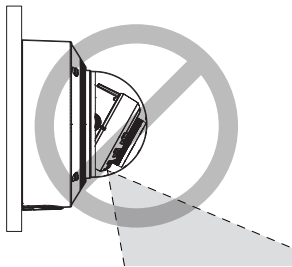
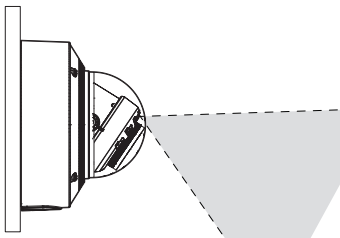
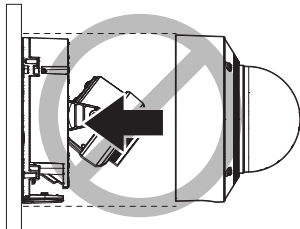
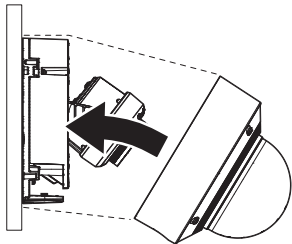
11-3



12

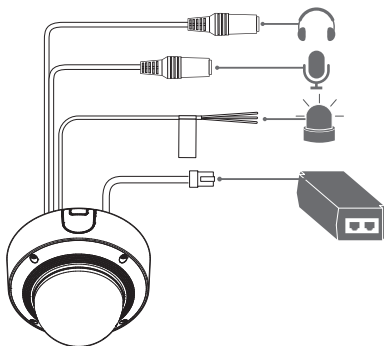


## INSTALLATION



## INSTALLATION

13



14



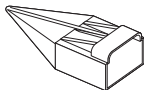
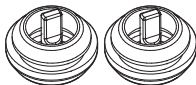
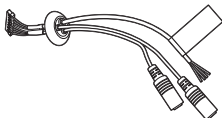

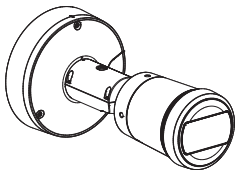


## COMPONENT

---

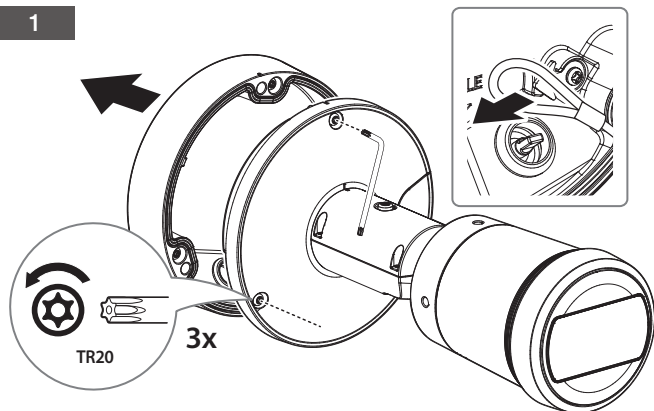
配件因销售国家/地区而异。

- XNO-A9084R/XNO-A8084R

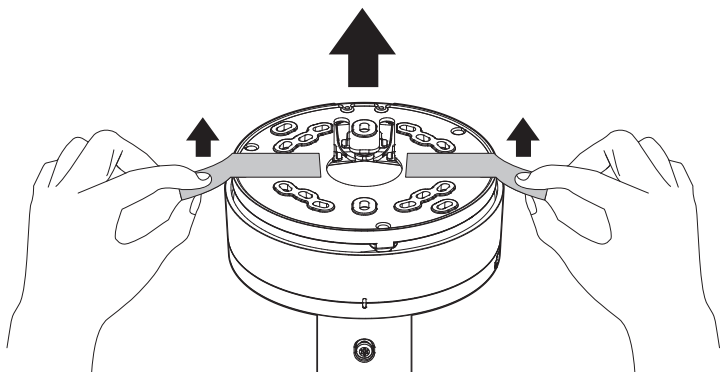


# INSTALLATION

1



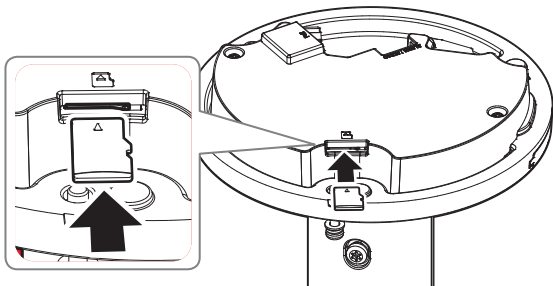
2



## INSTALLATION

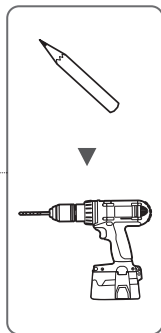
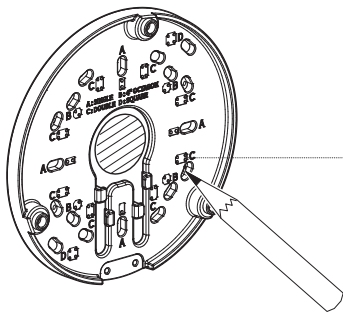
3

• 未包括 :Micro SD 卡



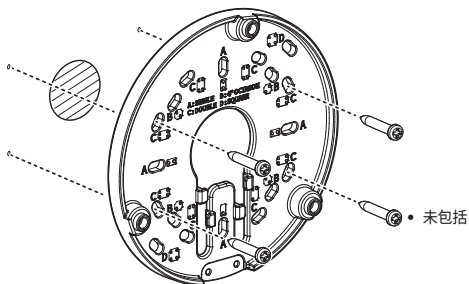
4-1

• 安装于墙/天花板



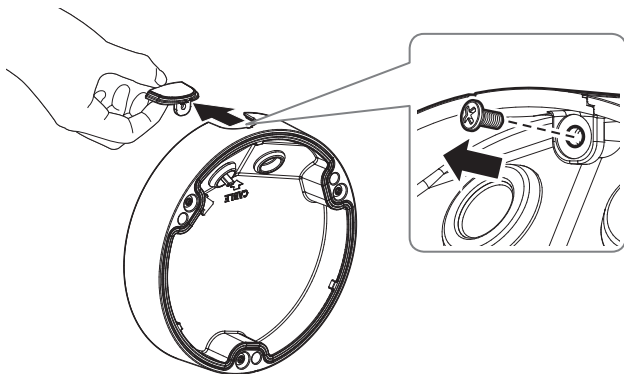
## INSTALLATION

### 4-2



### 5-1

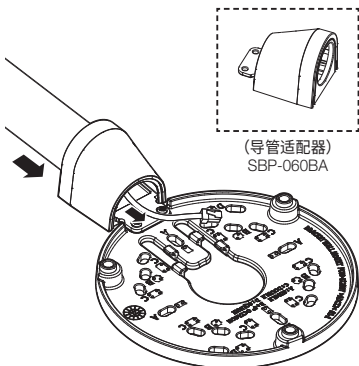
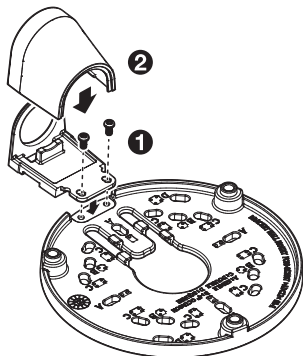
• 连接导管进行安装



## INSTALLATION

### 5-2

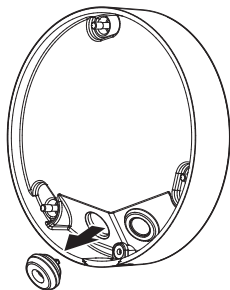
❶ 可选 (未包括)



(导管适配器)  
SBP-060BA

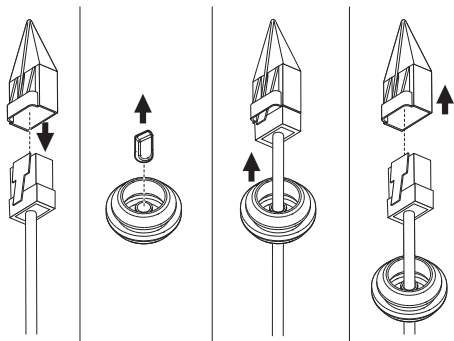
### 6-1

• 安装网线(XNO-A9084R/XNO-A8084R: IP66/IP67)

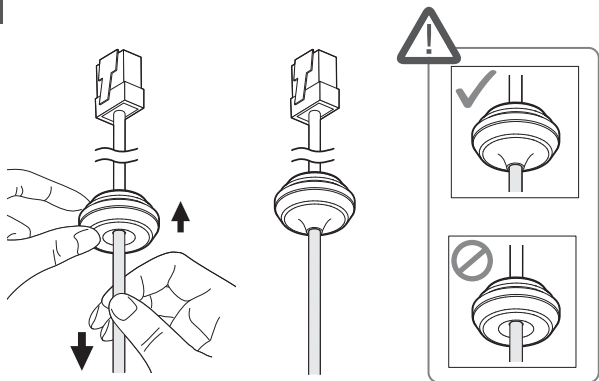


## INSTALLATION

6-2

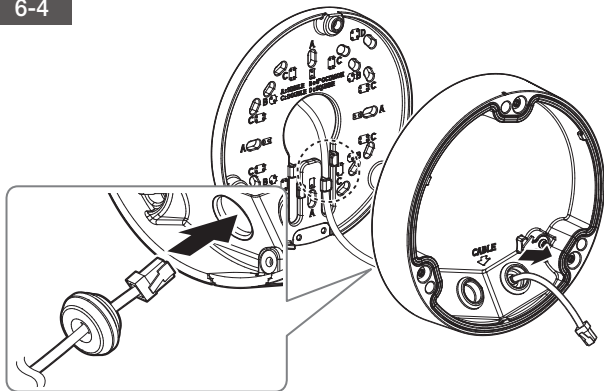


6-3



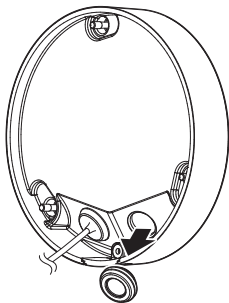
## INSTALLATION

6-4



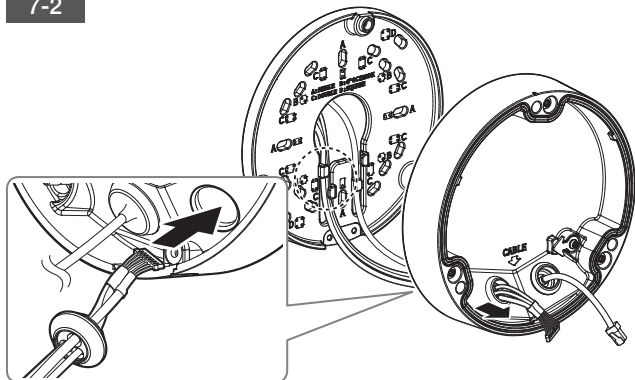
7-1

• 安装音频/警报电缆

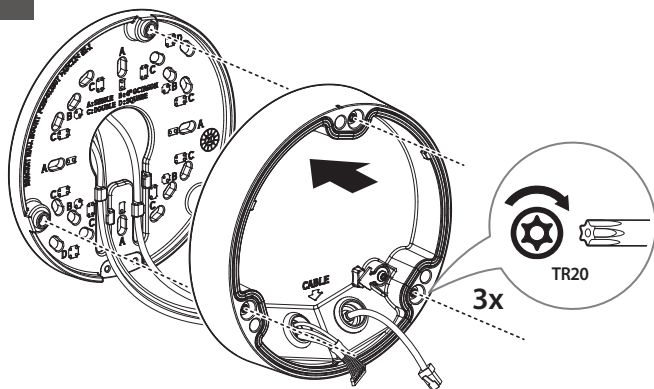


## INSTALLATION

7-2



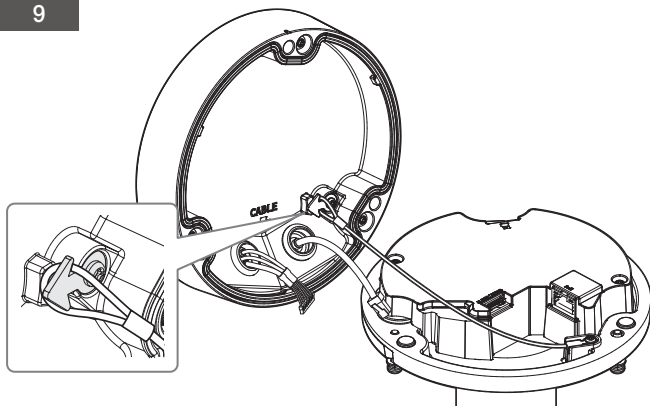
8





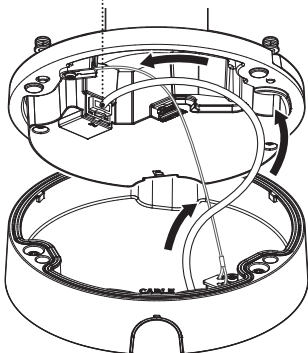
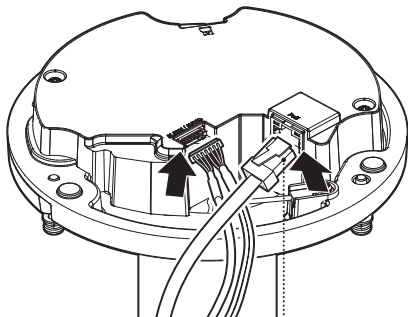
## INSTALLATION

9



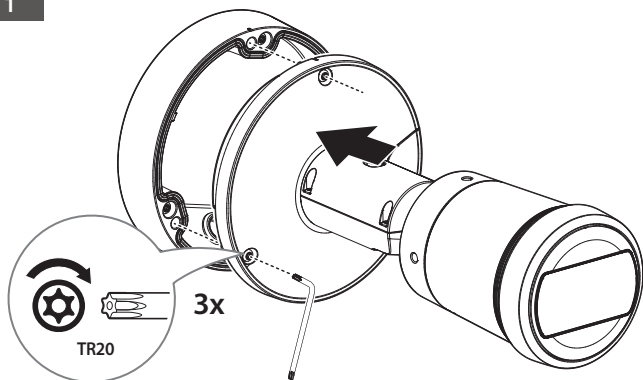
## INSTALLATION

10

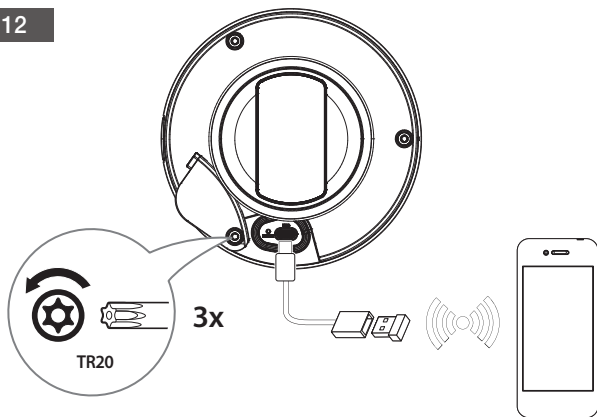


## INSTALLATION

11



12

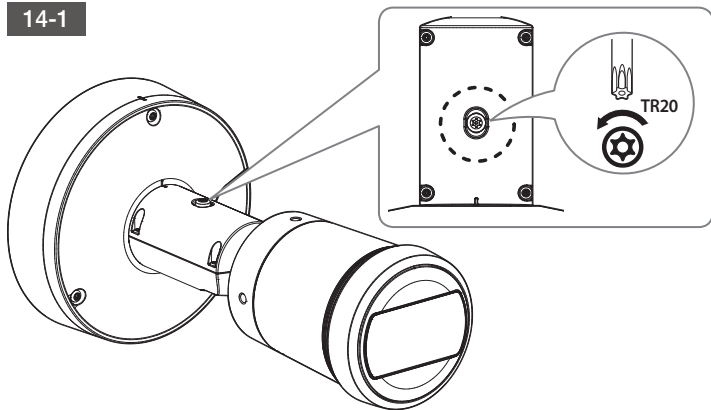


# INSTALLATION

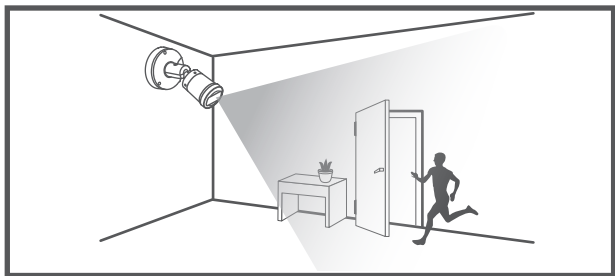
13





14-1



## INSTALLATION

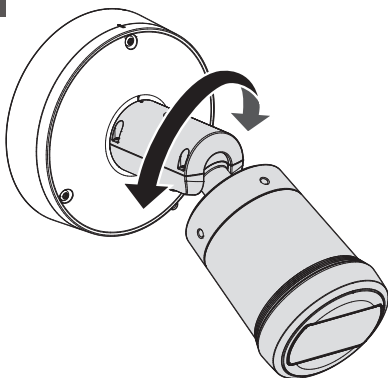


### 14-2 • 在墙面安装时

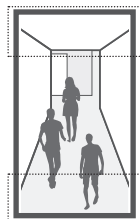
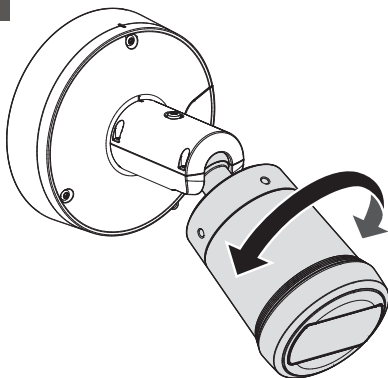


## INSTALLATION

14-3

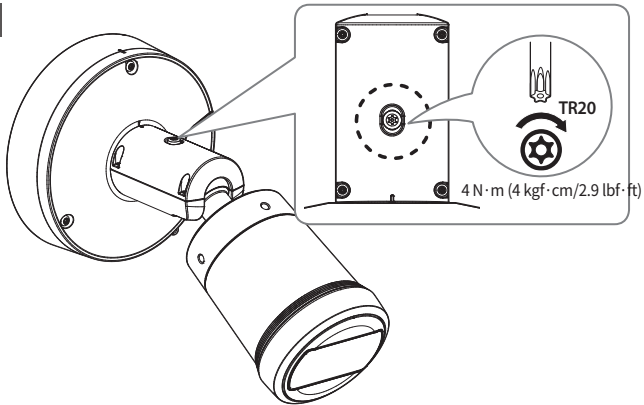


14-4

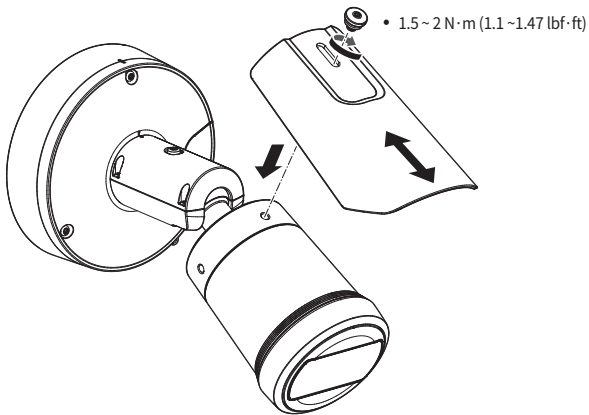


## INSTALLATION

14-5

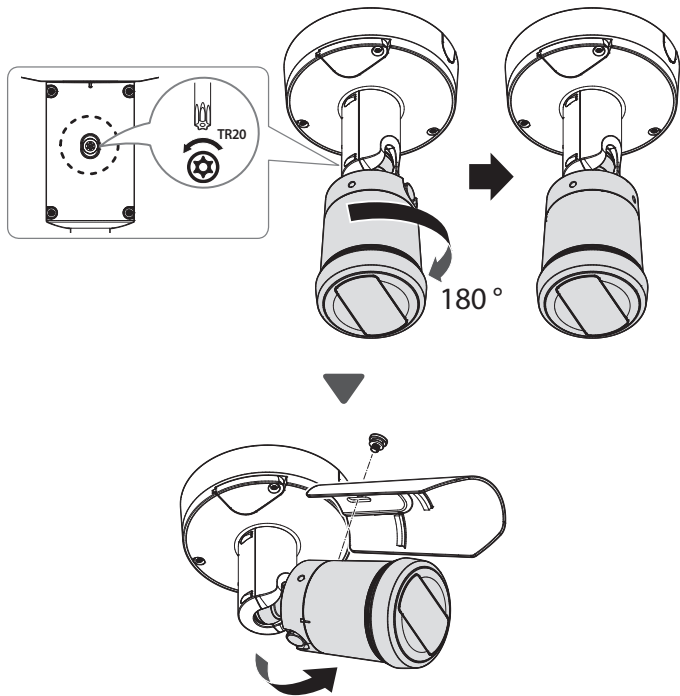


15



## INSTALLATION

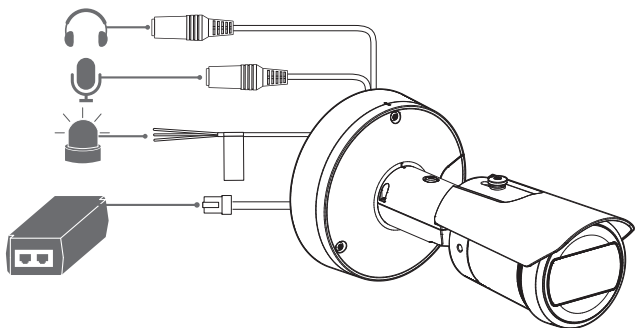
- 在天花板安装时





## INSTALLATION

16

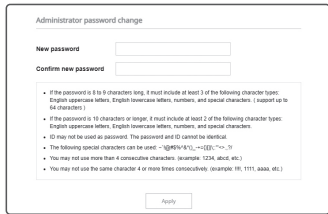


17



## 密码设置

首次访问产品时，必须先注册登录密码。



The image shows a web form titled "Administrator password change". It contains two input fields: "New password" and "Confirm new password". Below these fields is a list of password requirements:

- If the password is 8 to 9 characters long, it must include at least 3 of the following character types: English uppercase letters, English lowercase letters, numbers, and special characters. (support up to 64 characters)
- If the password is 10 characters or longer, it must include at least 2 of the following character types: English uppercase letters, English lowercase letters, numbers, and special characters.
- ID may not be used as password. The password and ID cannot be identical.
- The following special characters can be used: ~!@#%&'\*()\_+={}[]\|;:,“>.,?/
- You may not use more than 4 consecutive characters. (example: 1234, abcd, etc.)
- You may not use the same character 4 or more times consecutively. (example: 10, 1111, aaaa, etc.)

At the bottom of the form is an "Apply" button.



- 新密码必须至少需要8-9个字符，其中包含英语大小写、数字和特殊字符3种，如使用10个字符以上，至少需要使用2种以上。（最多64个字）
  - 允许使用的特殊字符为：  
~!@#%&'\*()\_+={}[]\|;:,“>.,?/
- 密码不能包含空格。
- 为了获得较高的安全性，建议您不要重复使用相同的字符作为密码，也不要使用连续的键盘输入作为密码。
- 如果您丢失了密码，可按住[RESET]按钮初始化该产品。因此请使用记事簿写下或记住您的密码以防丢失。

## 登录

每当访问摄像机时，登录窗口都会出现。  
输入用户 ID 和密码以访问摄像机。

- ① 在 <User Name> 输入框中输入 “admin”。
- ② 在 <Password> 输入字段中输入密码。
- ③ 单击 [Sign in]。

## 正在连接至 WIFI

### 摄像机设置

- ① 将 OTG 适配器（5 针）和 WiFi 接收器连接至摄像机设置
- ① 安装 Wisenet Installation 应用程序。
- ② 打开 WiFi 后选择摄像机 SSID。
- ③ 运行 Wisenet Installation 应用程序。
- ④ 登入摄像机后即可连接视频。
- ⑤ 可通过智能手机观看视频的同时调整视角。

# HEVC Advance™

Covered by patents at [patentlist.accessadvance.com](http://patentlist.accessadvance.com)



microSD, microSDHC, and microSDXC Logos are trademarks of SD-3C LLC.

microSD, microSDHC, microSDXC are trademarks or registered trademarks of SD-3C, LLC in the United States, other countries or both.



Подлежит использованию по назначению  
в нормальных условиях  
Срок службы : 7 лет.

## Türkiye Distribütörü

**EDS Elektronik Destek Sanayi ve Ticaret Ltd. Şti.**

Meclis Mah. Teraziler Cad. Hayran Sk. (Eskisi Kılıç Sk.) No: 4 Sancaktepe / İstanbul / Türkiye

Tel +90.216.313.25.15

**ENTES ELEKTRONİK CİHAZLAR İMALAT VE TİC. A.Ş.**

Dudullu Org.San.Bölg. 1. Cad. No:23 34776 Ümraniye / İstanbul / Türkiye

Tel +90.216.313.01.10

**TEKNOMAKS TEKNOLOJİ / TEKNOMAKS BİLİSİM**

MERDİVENKÖY MAH.DİKYOL SOK. BUSINESS İSTANBUL No:2, Kat:7, D:B67, 34732 Kadıköy / İstanbul / Türkiye

Tel +90.212.217.54.22

Cihazın Ticaret Bakanlığına önerilen ortalama ömrü

Cihazın EEE yönetmeliklerine uygun olduğuna benzer beyan

